

Year 11 GCSE Mock Examinations

7th March – 18th March 2022

**Information, Support and
Guidance.**

Page numbers	Section heading
Page 3	Be Selfish For Your Grade <i>(Points to note, revision, how to use this guide)</i>
Page 4 - 7	Revision guidance <i>(Strategies, school website and schedules)</i>
Page 8	Mock Helpdesk
Page 9	Mock Exam Timetable
Page 10	P0/P5 Timetable
Page 11 – 26	Mock Support Pages

Points to note

Your March mock examinations are your 'second race' of the year.

By that, it is the last point before your summer GCSE exams, that we can understand what level you are currently working at – this will be a measurement of the extremely impressive hard work you have been completing this academic year.

Your March mocks will be used to inform predictions (which will be what 6th forms will want to know for your admissions), for any final set changes and allow you to see your progress.

To prepare for your mocks, you should ensure that you have access to the following things:

- Any revision booklets that your subject teacher gives to you.
- Your 'Y11 Revision Guidance' booklet.
- Your class folders (if your teacher allows you to take it).
- Seneca/ Hegarty logins.
- Homework booklets.

Revision

It is important that you are revision correctly and smartly – this means planning your revision schedule and keeping to it, rather than revising at the last minute.

IT IS NOT ENOUGH TO JUST COMPLETE THE WORK WHICH IS GIVEN TO YOU IN CLASS

You should see your learning as follows:

- **Classwork** = the exam paper skills/ addressing any misconceptions.
- **Self-quizzing** = the foundational knowledge for every exam unit (this can be used as a revision technique).
- **Subject homework** = Helping you to recall skills from previous units and all skills.
- **Revision** = Ensuring you are exam ready.

Those who will achieve higher grades will complete all four waves of classwork, self-quizzing, subject homework and revision.

How to use this guide

This booklet will be published in the Y11 TEAMS folder and on the school website – here you will have access to any links which appear in the document.

On the next page, you will find a knowledge organiser with all the key skills that you were shown by your tutor.

Ensure that you use your Leitner cards, intervention book and the revision strategies to complete the tasks set by your subjects.

Furthermore, there is an example revision schedule and a blank guidance frame to space out your revision.

BE SELFISH FOR YOUR GRADE.

Revision Guidance

The Basics

- Limit distractions.
- Create and use a revision plan.
- Find a nice quiet space to revise in.
- Set an alarm and start early!
- Revise. Repeat. Remember.
- Make sure you eat, sleep and take time out.
- Stay positive.

How can I revise effectively?

Three common revision techniques that are least effective in helping you revise are:

- ✓ Highlighting texts
- ✓ Re-reading
- ✓ Summarising text

These methods may make you *feel like* you are revising, but there are better ways to help you revise...

Flashcards

Create these with questions on one side and the answers on the other. You can colour code them for different topics and quiz yourself or others. You can also create flashcards on-line or on your phone using Quizlet.




Retrieval Practice

Testing yourself for what you know is a really powerful tool in revision. The effort to remember something really strengthens your memory. Use your Knowledge Organisers to Self-Quiz and subject revision guides to help you.

Types: Multiple choice; True or false; odd one out; explanation questions.

Interleaving & Spacing

Avoid trying to revise all your topics in one go (cramming). Instead, revise chunks of a topic for small amounts of time (15 mins) and then move onto another chunk. This will improve your memory.



Dual Coding



This is putting your knowledge into visual form alongside words. It increases your chances of remembering it.

Deliberate Practice

Set aside time to practice improving your knowledge. Choose what you need to do. It should be difficult enough to challenge you, and practice, practice, practice! Try to focus on something you are almost able to do but just not yet!

You have been provided with a range of revision booklets from Ms Newnham, remember that the video guidance on how to revise, what strategies to use and how to use the resources which have been purchased for you are available on the website:

Year 10

This academic year, Year 10 students will sit Mid-Year and End of Year exams in their GCSE subjects.

To support Year 10 students with their independent revision at home, please find below links to the tutor time revision program PowerPoints as well as instructional videos from YouTube on the revision techniques that Year 10 students have been trained in by their tutors in the Autumn and Spring terms.

Year 10 students can access these resources to support the organisation and the planning of their independent revision.

For further information and support with revision, please contact sophie.newnham@avonbourneacademy.org.uk

Tutor Time Revision Program PowerPoints

Session 1: Introduction to Revision Skills

[please click here](#)

Session 2: Cornell Notes:

[please click here](#)

YouTube Instructional Video - Cornell Notes: <https://youtu.be/ErSjc1PEGKE>

Session 3: Making Effective Flashcards

[please click here](#)

YouTube Instructional Video - Making Effective Flashcards:
<https://youtu.be/6HXJrfddvIE>

Session 4: Leitner Revision Method

[please click here](#)

YouTube Instructional Video - Leitner Revision Method:
<https://youtu.be/C20EvKtdjwQ>

Session 5: Waterfall Method

[please click here](#)

YouTube Instructional Video - Waterfall Method: (2:03)
<https://youtu.be/9j3eStWii8I>

Year 11

Year 11 students will sit Autumn, Spring and Summer mock exams before taking their final GCSE exams at the end of this academic year.

To support Year 11 students with their independent revision at home, students have been provided with the following:

- Revision technique tutorials in tutor time
- Revision schedules
- Subject revision checklists
- Revision how-to guide

Year 11 students can access these resources here to support the organisation and the planning of their independent revision at home.

For further information and support with revision, please contact sophie.newnham@avonbourneacademy.org.uk

Revision Tutorials

Session 1

[please click here](#)

Session 2

[please click here](#)



Strategies which you were shown in tutor.

Revision Schedules & Subject Revision Checklists

Autumn 2

[Please click here](#)

Spring 1

[Please click here](#)

Revision How-To Guide

[Please click here](#)

On the next two pages, there are your final two-week revisions schedules. Revise effectively and ensure that you are prepared to begin your exams on Monday 7th of March.

WEEK BEGINNING MONDAY 14TH FEBRUARY

	MON	TUES	WEDS	THURS	FRI
SUBJECT	English	Maths	Science		
FOCUS					
TECHNIQUE					
TIME					

REFLECTION

	I still struggle with...	So, I am going to...
English		
Maths		
Science		

WEEK BEGINNING MONDAY 21st FEBRUARY

	MON	TUES	WEDS	THURS	FRI
SUBJECT	English	Maths	Science		
FOCUS					
TECHNIQUE					
TIME					

REFLECTION

	I still struggle with...	So, I am going to...
English		
Maths		
Science		

Mock Helpdesk

Contact: Daniel.Parker@avonbourneacademy.org.uk

If you need further guidance or support, remember the layers of support which are on offer to you. You can talk to:

- Your class teacher.
- Your tutor.
- Your Head of Departments.
- Mrs Ball: Alison.Ball@avonbourneacademy.org.uk
- Mr Nash: Leon.Nash@avonbourneacademy.org.uk
- Mr Parker: Daniel.Parker@avonbourneacademy.org.uk

If you are concerned, stuck or feeling unsure of **anything please get in contact with the school** – we want to be able to offer support to you. Please email the Head of Department below:

English Language and Literature	Brianna.Fairbank@avonbourneacademy.org.uk
Mathematics	Andrew.Exley@avonbourneacademy.org.uk
Science (Triple and Core)	Rick.Powell@avonbourneacademy.org.uk Jo.Booler@avonbourneacademy.org.uk
History	Paul.Robjohn@avonbourneacademy.org.uk
Geography	Ben.Tainshgriffiths@avonbourneacademy.org.uk
MFL	Sophie.Newnham@avonbourneacademy.org.uk
Religious Studies	Chris.Sykes@avonbourneacademy.org.uk
Hospitality & Catering	Christina.Moore@avonbourneacademy.org.uk
Enterprise & Marketing	Kathryn.Loughnan@avonbourneacademy.org.uk

Please note that you will receive a separate support guidance sheet from Science.

This will be printed and given to you by a member of the Science

Exam timetable

Morning Session 9AM			Afternoon Session 1PM		
Date	Subject	Duration	Subject	Duration	
Monday 7th March	Combined Science Biology	1 hour 15	English Language Paper 1	1 hour 45	
	Triple Science Biology	1 hour 45	English Literature Paper 1N and Paper 1	1 hour 50	
Tuesday 8th March	Maths Paper 1 Non Calculator	1 hour 30	Maths Paper 2 Calculator	1 hour 30	
Wednesday 9th March	Combined Science Chemistry	1 hour 15	Combined Science Physics	1 hour 15	
	Triple Science Chemistry	1 hour 45	Triple Science Physics	1 hour 45	
Thursday 10th March	English Language Paper 2	1 hour 45	English Literature Paper 2	1 hour 45	
Friday 11th March	Maths Paper 3 Calculator	1 hour 30			
Monday 14th March	History Paper 1	1 hour 15	Geography Paper 1	1 hour 30	
	Persian Listening & Reading Higher	2 hours	Italian Listening & Reading Higher	1 hour 55 minutes	
	Spanish Speaking	All Day - See SNL timetable	Spanish Speaking	All Day - See SNL timetable	
	French Listening & Reading Foundation	1 hour 35	History Paper 2	50 mins	
Tuesday 15th March	French Listening & Reading Higher	1 hour 55	Urdu Listening & Reading Higher	1 hour 55	
	Spanish Listening & Reading Foundation	1 hour 35	Greek Listening & Reading Higher	2 hours	
	Spanish Listening & Reading Higher	1 hour 55			
	Hospitality & Catering Practical	3 hours			
Wednesday 16th March	Spanish/ French Speaking	All Day - See SNL timetable	Spanish/ French Speaking	All Day - See SNL timetable	
	Portuguese Listening & Reading Higher	1 hour 55	Portuguese Writing Higher	1 hour 20	
	Bengali Listening & Reading Higher	1 hour 55	Italian Writing Higher	1 hour 15	
	Polish Listening & Reading Higher	1 hour 55	Polish Writing Higher	1 hour 15	
	Russian Listening & Reading Higher	2 hours	Russian Writing Higher	1 hour 25	
	Turkish Listening & Reading Higher	2 hours	Urdu Writing Higher	1 hour 15	
	Arabic Listening & Reading Higher	1 hour 55	Turkish Writing Higher	1 hour 25	
	Hospitality & Catering Practical	3 hours	Bengali Writing Higher	1 hour 15	
			Arabic Writing Higher	1 hour 25	
			German Writing Higher	1 hour 15	
Thursday 17th March	Hospitality & Catering Practical	3 hours	Greek Writing Higher	1 hour 25	
	French Writing Foundation	1 hour	Persian Writing Higher	1 hour 25	
	French Writing Higher	1 hour 15	RS Full Course	1 hour 45	
	Spanish Writing Foundation	1 hour	RS Short Course	1 hour 45	
Friday 18th March	Spanish Writing Higher	1 hour 15			
	History Paper 3	1 hour 20	Geography Paper 2	1 hour 10	
			German Listening & Reading Higher	1 hour 55	

P0 and P5 timetable

P0	Date	AM Exam	PM Exam	P5
	Friday 4th March			11m Science
				11n English
Science	Monday 7th March	Combined Science Biology	English Language Paper 1	11m English
		Triple Science Biology		11n Maths
Maths	Tuesday 8th March	Maths Paper 1 <u>Non Calculator</u>	English Literature Paper 1	11m Maths
				11n Science
Science	Wednesday 9th March	Combined Science Chemistry	Maths Paper 2 Calculator	11m Science
		Triple Science Chemistry		11n English
English	Thursday 10th March	English Language Paper 2	Combined Science Physics	11m English
			Triple Science Physics	11n Maths
Maths	Friday 11th March	Maths Paper 3 Calculator	English Literature Paper 2	History Geography
History Or <u>Geog</u>	Monday 14th March	History Paper 1	Geography Paper 1	French (priority) Spanish (priority) RS History Option subjects
		Persian Listening & Reading	Italian Listening & Reading	
		Spanish Speaking	Spanish Speaking	
French or Spanish or History	Tuesday 15th March	French Listening & Reading	History Paper 2	RS Option subjects
		Spanish Listening & Reading	Urdu Listening & Reading	
		Hospitality & Catering Practical	Greek Listening & Reading	
	Wednesday 16th March	Spanish/ French Speaking	Spanish/ French Speaking	RS French Spanish Option Subjects
		Portuguese Listening & Reading	Portuguese Writing	
		Bengali Listening & Reading	Italian Writing	
		Polish Listening & Reading	Polish Writing	
		Russian Listening & Reading	Russian Writing	
		Turkish Listening & Reading	Urdu Writing	
		Arabic Listening & Reading	Turkish Writing	
		Hospitality & Catering Practical	Bengali Writing	
			Arabic Writing	
			German Writing	
	Greek Writing			
	Persian Writing			
French Or Spanish	Thursday 17th March	Hospitality & Catering Practical	RS Full Course	History Geography (priority)
		French Writing Foundation	RS Short Course	
		French Writing		
		Spanish Writing Foundation		
		Spanish Writing		
History Or <u>Geog</u>	Friday 18th March	History Paper 3	Geography Paper 2	11m English
		Greek Listening & Reading	German Listening & Reading	11n Science

The Examinations and Content**CHANGES TO THE ENGLISH LITERATURE PAPER**

Because of the ongoing impacts of the Coronavirus (COVID-19) pandemic, there are some changes to how **GCSE English Literature** will be assessed in 2022.

Paper 1: Students will sit two 50-minute papers (A Christmas Carol and An Inspector Calls). After they have completed their answer for A Christmas Carol, there will be a 10-minute transition where paper 1N is collected, paper 1M (An Inspector Calls) will then be distributed and students will then complete their next answer.

Paper 2: Students will sit one paper of 1 hour and 45 minutes. This will be one question on Shakespeare (Macbeth) and their Unseen poetry question.

<p><u>Literature, Paper one</u></p>	<p>Paper 1N 19th-century novel – 1 item 30 marks (AO1, AO2, AO3) Students will answer one question on A Christmas Carol. They will be required to write in detail about an extract from the novel and then to write about the novella as a whole</p> <p>Paper 1M Modern prose/drama – 1 item 30 marks (AO1, AO2, AO3) Students will answer one essay question from a choice of two on their studied modern play, An Inspector Calls.</p>
<p><u>Literature, Paper two</u></p>	<p>Section A Shakespeare: Students will answer one question on Macbeth. They will be required to write in detail about an extract from the play and then to write about the play as a whole.</p> <p>Section B Unseen poetry: Students will answer one question on one unseen poem and one question comparing this poem with a second unseen poem.</p> <p>Part 1: unseen poem essay 24 marks (AO1, AO2) + 4 marks (AO4)</p> <p>Part 2: unseen poetry comparison 8 marks (AO2)</p>
<p><u>Language, Paper one</u></p>	<p>Questions Reading (40 marks) (25%)– one single text 1 short form question (1 x 4 marks) 2 longer form questions (2 x 8 marks) 1 extended question (1 x 20 marks) Writing (40 marks) (25%) 1 extended writing question (24 marks for content, 16 marks for technical accuracy)</p>
<p><u>Language, Paper two</u></p>	<p>Questions Reading (40 marks) (25%) – two linked texts 1 short form question (1 x 4 marks) 2 longer form questions (1 x 8, 1 x 12 marks) 1 extended question (1 x 16 marks) Writing (40 marks) (25%) 1 extended writing question (24 marks for content, 16 marks for technical accuracy)</p>

Links for further resources

Literature	Language
<p>How do I write an essay?</p> <p align="center"><u>Macbeth</u> <u>A Christmas Carol</u></p> <p>Knowledge organiser</p> <p align="center"><u>Macbeth</u> <u>A Christmas Carol</u> <u>An Inspector Calls</u></p> <p>Literature AQA Paper 1:</p> <p align="center">2018 <u>Question paper</u></p> <p align="center">2017 <u>Question paper</u></p> <p>Literature AQA Paper 2:</p> <p align="center">2018 <u>Question paper</u></p> <p align="center">2017 <u>Question paper</u></p>	<p>'What to do' guidance frames:</p> <p align="center"><u>Language paper 1</u> <u>Question 5 grid</u></p> <p align="center"><u>Language Paper 2</u> <u>Question 5 grid and example</u></p> <p>Walking talking mock:</p> <p align="center"><u>Language Paper 1</u> <u>Language Paper 2</u></p> <p>AQA papers:</p> <p align="center">LP1 <u>Question paper</u> <u>Insert</u></p> <p align="center">LP2 <u>Question paper</u> <u>Insert</u></p>

Links for UL lessons (Literature)

Macbeth	A Christmas Carol	An Inspector Calls
1) <u>The natural order (Part 1)of 2</u> 2) <u>The natural order (Part 2/2)</u> 3) <u>The Supernatural (Part 1/2)</u> 4) <u>The Supernatural (Part 2/2)</u> 5) <u>The tragic hero (Part 1/2)</u> 6) <u>The tragic hero (Part 2/2)</u> 7) <u>Macbeth and Lady Macbeth (Part 1/2)</u> 8) <u>Macbeth and Lady Macbeth (Part 2/2)</u> 9) <u>Banquo and Macduff (Part 1/2)</u> 10) <u>Banquo and Macduff (Part 2/2)</u> 11) <u>The witches (Part 1/2)</u> 12) <u>The witches (Part 2/2)</u>	1) <u>Redemption (Part 1)</u> 2) <u>Redemption (Part 2)</u> 3) <u>Social responsibility and charity (Part 1)</u> 4) <u>Social responsibility and charity (Part 2)</u> 5) <u>Family and friendship (Part 1)</u> 6) <u>Family and friendship (Part 2)</u> 7) <u>Scrooge (Part 1)</u> 8) <u>Scrooge (Part 2)</u> 9) <u>The Spirits (Part 1)</u> 10) <u>The Spirits (Part 2)</u> 11) <u>The Cratchits (Part 1)</u> 12) <u>The Cratchits (Part 2)</u>	1) <u>The Inspector (1)</u> 2) <u>The Inspector (2)</u> 3) <u>Sheila and Eric (1)</u> 4) <u>Sheila and Eric (2)</u> 5) <u>Mr Birling</u> 6) <u>Mrs Birling</u> 7) <u>Responsibility (1)</u> 8) <u>Responsibility (2)</u> 9) <u>The generational divide (1)</u> 10) <u>The generational divide (2)</u> 11) <u>Challenging class and gender (1)</u> 12) <u>Challenging class and gender (2)</u> Unseen Poetry <u>Unseen poetry questions</u>

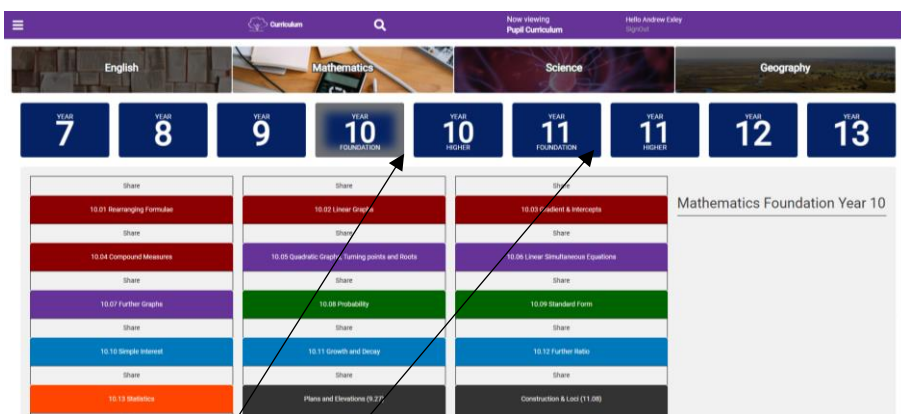
The Examinations

Paper 1: Non-Calculator – 1 hour 30 mins

Paper 2: Calculator – 1 hour 30 mins

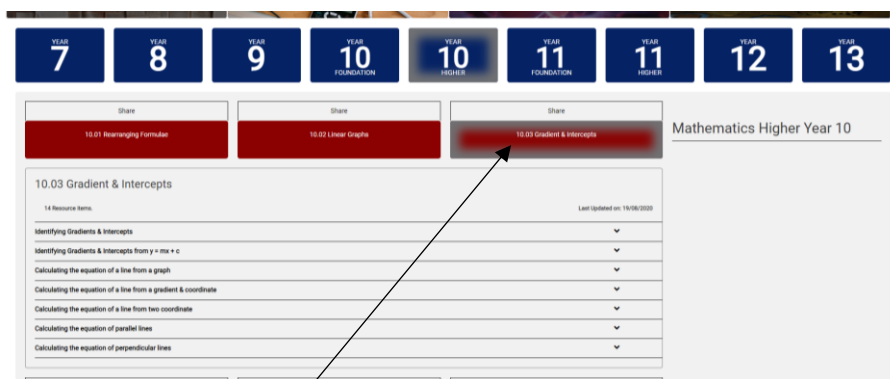
Paper 3: Calculator – 1 hour 30 mins

UL Resources [Curriculum - Curriculum \(unitedlearning.org.uk\)](https://www.unitedlearning.org.uk)



Use the Year 10 and 11 lessons to help with revision. The link above takes you to the UL Pupil page shown.

Each topic then has multiple video lessons included as shown below.



Click on the title to open the list of lessons.

Links for further resources

[Hegarty Maths](#)

Log in and use your account as normal

Use the links below to see the clip numbers by topic

[Hegarty clip numbers Higher](#)

[Hegarty clip numbers Crossover](#)

[Hegarty clip numbers Foundation](#)

[Corbett Maths](#)

Great selection of questions organised by topic. All have answers on the site.

Practice Papers and mark schemes

Foundation

[Set 1](#)

[Set 2](#)

Higher

[Set 1](#)

[Set 2](#)

[Set 1 Markschemes](#) [Set 2 Markschemes](#)

Make sure you familiarise yourself again with the Maths Formula Sheet

Remember the key to maths revision is **practising questions**

The Examinations and Content**CHANGES TO THE HISTORY EXAMS**

Because of the ongoing impacts of the Coronavirus (COVID-19) pandemic, there are some changes to how GCSE History will be assessed in 2022.

Students are to be assessed on three of the four components across three exam papers.

Paper 1: Medicine in Britain c1250-present and The British Sector of the Western Front, 1914-18: injuries, treatments, and the trenches

Paper 2: Early Elizabethan England 1558-88

Paper 3: Weimar and Nazi Germany 1918-39

<p><u>Paper one</u> Medicine in Britain c1250-present and The British sector of the Western Front 1914-18 (1 hour 15 mins, 52 marks)</p>	<p>Section A Content Medicine in Britain c1250-present and the British sector of the Western Front, 1914-18: injuries, treatments, and the trenches</p> <p>Section B Content Medieval medicine c1250-c1500: Causes, preventions and treatments, Black Death case study Medical Renaissance c1500-c1700: Causes, preventions and treatments, Great Plague case study Medicine in 18th and 19th century Britain c1700-c1900: Causes, preventions, and treatments Medicine in modern Britain c1900-present: Causes, preventions and treatments, Lung cancer case study</p> <p>Questions 1) Describe two features (4 marks) 2 a) How useful are Sources A and B (8 marks) 2 b) How could you follow up (4 marks) 3) Explain one way in which ...were similar/different (4 marks) 4) Explain why (12 marks) 5/6) 'Statement'. How far do you agree? (16 marks + 4 SPaG)</p>
<p><u>Paper two</u> Early Elizabethan England 1558-88 (50 minutes, 32 marks)</p>	<p>Content Queen, government, and religion, 1558-69: The situation on Elizabeth's accession, the 'settlement' of religion, challenges to the religious settlement, the problem of Mary, Queen of Scots Challenges to Elizabeth at home and abroad, 1569-88: Plots and revolts at home, relations with Spain, outbreak of war with Spain, the Armada Elizabethan society in the Age of Exploration, 1558-88: Education and leisure, the problem of the poor, exploration and voyages of discovery, Raleigh and Virginia</p> <p>Questions 1) Describe two features (4 marks) 2) Explain why (12 marks) 3/4) 'Statement'. How far do you agree? (16 marks)</p>

<p>Paper 3 Weimar and Nazi Germany 1919-39 (1 hour 20 minutes, 52 marks)</p>	<p>Content The Weimar Republic, 1918-29: The origins of the Republic 1918-19, the early challenges to the Weimar Republic 1919-23, the recovery of the Republic 1924-29, changes in society 1924-29 Hitler's rise to power, 1919-33: The early development of the Nazi Party, 1920-22, The Munich Putsch 1923</p> <p>Questions</p> <p>1) Give two things you can infer (4 marks) 2) Explain why (12 marks) 3 a) How useful are Sources A and B (8 marks) 3 b) Study interpretations 1 and 2. What is the main difference? (4 marks) 3 c) Suggest one reason why Interpretations 1 and 2 give different views (4 marks) 3 d) How far do you agree with Interpretation 1/2 about (16 marks + 4 SPaG)</p>
---	--

<u>Links for UL lessons</u>
<u>Paper 1, Medicine</u>
https://curriculum.unitedlearning.org.uk/Pupil?t=2299
<u>Paper 2, Elizabeth</u>
https://curriculum.unitedlearning.org.uk/Pupil?t=2301
<u>Paper 3, Germany</u>
https://curriculum.unitedlearning.org.uk/Pupil?t=2302

<u>Further resources to help with revision</u>
History Knowledge Organisers
History Seneca Learning https://app.senecalearning.com/
Four Units in One Revision Guide (all students were given one)
Paper 1 Exam questions Paper 2 Exam questions Paper 3 Exam questions
OAK academy History Key Stage 4 History lessons for Key Stage 4 students - Oak National Academy (thenational.academy)

Changes to AQA Geography GCSE 2022

Paper 1: 1h30m 88 marks. No changes.

- Section A: Challenges of natural hazards
- Section B: The living world
- Section C: UKJ landscapes (Rivers/coasts)

Paper 2: 1h10m. 58 marks. Paper 2 is shorter than previous years:

- There are less marks available, and less time available.

In Paper 2 there is also more optionality than previous years. You will answer the questions on:

- Section A: Question 1: Urban Issues and Challenges
- Section C: Question 3: Challenges of resource management and question 5: Water

You will not answer questions on:

- Section B: The changing economic world
- Question 4 (food) and question 6 (energy)

Paper 3: Will not be assessed in your mocks

Paper 1: Living with the physical environment

Section A: The challenge of natural hazards

- Natural and Tectonic hazards
 - Natural hazards
 - Tectonic plates
 - Volcanoes
 - Earthquakes
 - CASE STUDY: LIC Earthquake – Nepal 7.8 2015 (CGP pg. 6/7)
 - CASE STUDY: HIC Earthquake – New Zealand 7.8 2016 (CGP pg. 6/7)
 - Living with tectonic hazards -
- Weather Hazards
 - Global Atmospheric circulation
 - Tropical storms – causes and impacts
 - CASE STUDY: Tropical Storm – Typhoon Haiyan 2013 (CGP pg. 11)
 - Tropical storms – climate change and management
- UK Weather Hazards
 - CASE STUDY: Extreme Weather UK – Somerset Levels Floods 2013-14 (CGP pg. 14)
- Climate Change
 - Climate change – The evidence
 - Climate change – The causes
 - Climate change – Effects
 - Climate Change – Management

Section B: The living world

- Ecosystems
 - Food chains, webs and nutrient cycle
 - EXAMPLE: UK Ecosystem – Slapton Ley Reed Beds (CGP pg. 21)
 - Global ecosystems (biomes)
- Tropical Rainforests
 - Tropical Rainforests – Characteristics
 - Tropical Rainforest – Adaptations
 - CASE STUDY - Tropical Rainforest: Deforestation – Amazon (GCP pg. 26/27)
 - Tropical rainforests – Sustainable management
- Hot deserts
 - Hot Deserts – Characteristics
 - Hot Deserts – Adaptations

- CASE STUDY: Hot Deserts – The Sahara (CGP pg. 32)
- Hot Deserts – Desertification

Section C: Physical landscapes in the UK

- UK Landscape
 - Relief and rivers
- Coasts
 - Coastal processes
 - Coastal landforms
 - Identifying landforms
 - EXAMPLE – Coastal landscape – Dorset coastline (CGP pg. 45)
 - Coastal management
 - EXAMPLE: Coastal management – Lyme Regis (CGP pg. 47)
- Rivers
 - The river valley
 - River processes
 - River landforms – Erosion
 - River landforms – Meanders and Ox-bow lakes
 - River landforms – Deposition
 - Identifying river landforms
 - EXAMPLE: River landscape – River Clyde (CGP pg. 55)
 - River discharge and flooding
 - River management
 - EXAMPLE: Flood management – Oxford (CGP pg. 58)

Paper 2: Challenges in the Human Environment

Section A: Urban Issues and Challenges

- Urbanisation
 - Urbanisation
 - CASE STUDY: Urban Growth Lagos. Rio De Janeiro studied in Y10
- UK Cities
 - UK Cities
 - CASE STUDY: Change in UK Cities – Bristol studied in Y10
 - Sustainable urban living
 - Traffic management

~~Section B: The Changing Economic World REMOVED~~

- ~~● Development

 - Measuring development
 - DTM
 - Uneven development
 - Reducing development gap
 - Example: Tourism – Kenya (CGP pg. 87)~~
- ~~● Economic development

 - Economic development in India (CGP pg. 88-90)
 - Economic development in the UK
 - EXAMPLE – Industry and the environment (CGP pg. 92)~~

Section C: The Challenge of Resource Management

- Resource management
 - Global distribution of resources
 - Food in the UK
 - Water in the UK
 - Energy in the UK
- Water
 - Global demand for water
 - Water insecurity
 - Increasing water supply
 - Example: Water Transfer China (CGP pg. 110)
 - Example: Sandbags Kenya (CGP pg. 112)
 - Sustainable water supply

There will also be questions in these 2 papers that test your geographical skills:

- Skills
 - Cartographic (map) skills
 - OS Maps
 - Maps and satellite images
 - Maps and photographs
 - Sketch maps
 - Describing maps
 - Graphical (graphs)
 - Construct line, bar, pie, pictograms, histograms, divided bar charts, scatter graphs and population pyramids
 - Suggest which graph for which data
 - Complete isoline, choropleth., dot maps, dot lines, proportional symbols and flow lines
 - Understand gradient, contour, and value on isoline maps
 - Population pyramids
 - Dispersion graphs
 - Numerical skills
 - Area
 - Scale
 - Correlation
 - Data collection
 - Accuracy
 - Sample size
 - Control groups
 - Reliability
 - Proportion, ratio, magnitude, frequency
 - Describe and explain data
 - Statistical skills
 - Central tendency
 - Median
 - Mean
 - Range
 - Quartiles
 - Inter-quartile range
 - Mode
 - Modal Class
 - Percentage increase and decrease
 - Trend lines
 - Lines of best fit
 - Make predictions using data
 - Interpret trends
 - Identify weakness in data selecting certain statistical analysis

Case studies and examples

PAPER 1

Section A – The challenge of natural hazards

1. LIC Case Study Earthquake – Effects and responses – Nepal 7.8 2015
2. HIC Case Study Earthquake – Effects and responses – New Zealand 7.8 2016

3. Tropical storm – Effects and responses - Typhoon Haiyan 2013
4. Extreme UK weather – Somerset levels flooding 2013 & 2014

Section B – The living world (ecosystems, tropical rainforests + hot deserts)

1. Ecosystem in the UK – Slapton Ley Reed Bed
2. Deforestation in the TRF – The Amazon rainforest – Causes and Impacts
3. Hot desert opportunities and challenges case study – The Sahara

Section C – Physical landscapes in the UK (Rivers and Coasts)

1. UK coastline – Dorset coastline
2. Coastline Management – Lyme Regis
3. Example of a river in the UK – The River Clyde

PAPER 2

Section A: Urban Issues and Challenges

1. NEE City Case Study Growth. Opportunities and challenges (social, economic, environmental) management. Rio De Janeiro
2. Example of how Urban Planning has improved QoL. Favella Barrio Project, Rio De Janeiro
3. UK City Case Study. Location, character, opportunities and challenges – Bristol, UK
4. Example of regeneration in the UK – Temple quarter, Bristol
5. Example of sustainable urban living – Curitiba, Brazil

~~Section B: The Changing Economic World REMOVED~~

- ~~1. Example of how Tourism has reduced the development gap – Kenya~~
- ~~2. NEE Case Study – India~~
- ~~3. UK Case Study~~
- ~~4. Example of sustainable industry – Unicorn~~

Section C: The Challenge of Resource Management

1. Example of a large-scale water transfer scheme – China STNWTP
2. Example of a small-scale water management scheme – Sand Dams, Kenya

Resources to help revision:

- AQA Geography Seneca Course: <https://app.senecalearning.com/>
- Recommended Revision Guide: CGP GCSE AQA Geography (91-) NEW Revision Guide: [Amazon Link](#)
- Past Papers: [AQA Link](#)
- OAK academy - [Geography lessons for Key Stage 4 students - Oak National Academy \(thenational.academy\)](#)

The Examinations and Content

CHANGES TO THE FRENCH PAPER

Because of the ongoing impacts of the Coronavirus (COVID-19) pandemic, there are some changes to how GCSE French will be assessed in 2022.

Writing: Students will be able to choose between THREE 90-word essays and THREE 150-word essays instead of just two. This will allow students to focus their revision on one of the three themes instead of all of them for the longest piece of French writing that is required of them at both Foundation and Higher tiers. Students will also have more time to complete the writing exam. At Foundation Tier, students will now have 1 hour and 5 minutes instead of 1 hour and at Higher Tier, students will now have 1 hour and 20 minutes instead of 1 hour and 15 minutes.

Reading and Listening: vocabulary used in the reading and listening papers will be taken from the word lists on the AQA website, any vocabulary that is not listed on the specification will be provided in a glossary.

Speaking: There are no current proposals to change the Speaking exam in 2022. However, there is a contingency plan in place in case of further disruption from Covid-19.

	<u>Foundation Tier</u>	<u>Higher Tier</u>
<u>Listening</u> 25%	Section A: questions and answers in English Section B: questions and answers in French 35 minutes + 5 minutes reading time	Section A: questions and answers in English Section B: questions and answers in French 50 minutes + 5 minutes reading time
<u>Speaking</u> 25%	<ol style="list-style-type: none"> 1. Role Play Card 2. Photo Card 3. General Conversation 8 – 10 minutes	<ol style="list-style-type: none"> 1. Role Play Card 2. Photo Card 3. General Conversation 12 – 15 minutes
<u>Reading</u> 25%	Section A: questions and answers in English Section B: questions and answers in French Section C: translation into English 45 minutes	Section A: questions and answers in English Section B: questions and answers in French Section C: translation into English 60 minutes
<u>Writing</u> 25%	<ol style="list-style-type: none"> 1. Photo Card 2. 40 words 3. Translation into French 4. 90 words (3 options) 1 hour 5 minutes	<ol style="list-style-type: none"> 1. 90 words (3 options) 2. 150 words (3 options) 3. Translation into French 1 hour 20 minutes

Revision Materials

Links for UL & Oak Academy lessons

Links for UL & Oak Academy lessons	
Theme 1 Topic 1: Family Lesson	Theme 2 Topic 4: Holidays Lesson
Theme 1 Topic 2: Technology Lesson	Theme 3 Topic 1: School Lesson
Theme 1 Topic 3: Free Time Lesson	Theme 3 Topic 2: Life at School Lesson
Theme 1 Topic 4: Festivals Lesson	Theme 3 Topic 3: Life post-16 Lesson
Theme 2 Topic 1: Home Lesson	Theme 3 Topic 4: Jobs Lesson
Theme 2 Topic 2: Social Issues Lesson	
Theme 2 Topic 3: Environment Lesson	
Theme 2 Topic 3: Environment Lesson	
Theme 2 Topic 3: Environment Lesson	
Theme 2 Topic 3: Environment Lesson	

Links for further resources

Links for further resources	
Sample AQA Papers Reading Listening Writing 11FR Class Team Files	Translation, Reading Skills and Photo Card Resource
Knowledge Organiser Resource	Extended Writing Resource
	Giving a Balanced Opinion Resource
	Reading and Listening Skills Resource
	Writing Skills Resource
	Speaking Skills Resource
	Exam Practice Resource

Links to Quizlet Flashcards

Links to Quizlet Flashcards	
Module 1	Studio GCSE French Module 1 Flashcards Quizlet
Module 2	Studio GCSE French Module 2 Flashcards Quizlet
Module 3	Studio GCSE French Module 3 Flashcards Quizlet
Module 4	Studio GCSE French Module 4 Flashcards Quizlet
Module 5	Studio GCSE French Module 5 Flashcards Quizlet
Module 6	Studio GCSE French Module 6 Flashcards Quizlet
Module 7	Studio GCSE French Module 7 Flashcards Quizlet
Module 8	Studio GCSE French Module 8 Flashcards Quizlet

The Examinations and Content

CHANGES TO THE SPANISH PAPER

Because of the ongoing impacts of the Coronavirus (COVID-19) pandemic, there are some changes to how GCSE Spanish will be assessed in 2022.

Writing: Students will be able to choose between THREE 90-word essays and THREE 150-word essays instead of just two. This will allow students to focus their revision on one of the three themes instead of all of them for the longest piece of Spanish writing that is required of them at both Foundation and Higher tiers. Students will also have more time to complete the writing exam. At Foundation Tier, students will now have 1 hour and 5 minutes instead of 1 hour and at Higher Tier, students will now have 1 hour and 20 minutes instead of 1 hour and 15 minutes.

Reading and Listening: vocabulary used in the reading and listening papers will be taken from the word lists on the AQA website, any vocabulary that is not listed on the specification will be provided in a glossary.

Speaking: There are no current proposals to change the Speaking exam in 2022. However, there is a contingency plan in place in case of further disruption from Covid-19.

	<u>Foundation Tier</u>	<u>Higher Tier</u>
<u>Listening</u> 25%	Section A: questions and answers in English Section B: questions and answers in Spanish 35 minutes + 5 minutes reading time	Section A: questions and answers in English Section B: questions and answers in Spanish 50 minutes + 5 minutes reading time
<u>Speaking</u> 25%	4. Role Play Card 5. Photo Card 6. General Conversation 8 – 10 minutes	4. Role Play Card 5. Photo Card 6. General Conversation 12 – 15 minutes
<u>Reading</u> 25%	Section A: questions and answers in English Section B: questions and answers in Spanish Section C: translation into English 45 minutes	Section A: questions and answers in English Section B: questions and answers in Spanish Section C: translation into English 60 minutes
<u>Writing</u> 25%	5. Photo Card 6. 40 words 7. Translation into Spanish 8. 90 words 1 hour and 5 minutes	4. 90 words 5. 150 words 6. Translation into Spanish 1 hour and 20 minutes

Revision Materials

Links for UL lessons		Links for further resources	
Theme 1 Topic 1: Relationships Lesson	Theme 2 Topic 3: Environment Lesson	Theme 3 Topic 2: Life at School Lesson	Extended Writing Resource
Theme 1 Topic 2: Technology Lesson	Theme 2 Topic 3: Environment Lesson	Theme 3 Topic 2: Life at School Lesson	Opinions and Justifications Resource
Theme 1 Topic 3: Free Time Lesson	Theme 2 Topic 3: Environment Lesson	Theme 3 Topic 3: Life post-16 Lesson	Giving a Balanced Response (1) Resource
Theme 1 Topic 3: Free Time Lesson	Theme 2 Topic 3: Environment Lesson	Theme 3 Topic 3: Life post-16 Lesson	Giving a Balanced Response (2) Resource
Theme 1 Topic 3: Free Time Lesson	Theme 2 Topic 4: Travel Lesson	Theme 3 Topic 4: Jobs Lesson	Likes & Dislikes 3 rd Person Resource
Theme 1 Topic 4: Festivals Lesson	Theme 2 Topic 4: Travel Lesson	Knowledge Organiser Resource	Present Tense Verbs Resource
Theme 2 Topic 1: Home Lesson	Theme 3 Topic 1: School Lesson	Sample Paper 2 AQA Reading Writing Listening 11SpC1 Class Team	Infinitive Constructions Resource
Theme 2 Topic 2: Social Issues Lesson	Theme 3 Topic 1: School Lesson		Near Future Resource
Theme 2 Topic 3: Environment Lesson	Theme 3 Topic 2: Life at school Lesson		Simple Future Resource
Theme 2 Topic 3: Environment Lesson			

Links to Quizlet Flashcards	
Module 1	Viva GCSE Spanish Module 1 Flashcards Quizlet
Module 2	GCSE Spanish Viva Module 2 Flashcards Quizlet
Module 3	Viva GCSE Spanish Module 3 Flashcards Quizlet
Module 4	Viva GCSE Spanish Module 4 Flashcards Quizlet
Module 5	Viva GCSE Spanish Module 5 Flashcards Quizlet
Module 6	Viva GCSE Spanish Module 6 Flashcards Quizlet
Module 7	VIVA GCSE Module 7 Flashcards Quizlet
Module 8	Viva GCSE Spanish Module 8 Flashcards Quizlet

The Examinations and Content

Paper one	<p>Paper 1 (1 hour 45 minutes) (99 marks)</p> <p>Section A Christian Practices & Islam Beliefs: (48 marks) Students will answer 1x1 mark, 1x2 mark, 1x4 mark, 1x5 mark and 1x12 mark question for both Christian Practices and Muslim beliefs.</p> <p>Section B Thematic Studies: (48 marks) Students will answer 1x1 mark, 1x2 mark, 1x4 mark, 1x5 mark and 1x12 mark question for both Religion & Life and Human Rights & Social Justice.</p> <p>There will also be 3 marks available for spelling, punctuation and grammar based on your best written 12-mark answer.</p>
------------------	--

Links for lessons

Christian Practices		Muslim Beliefs	
1)	Worship	1)	Oneness of God
2)	Baptism	2)	Sunni & Shi'a
3)	Eucharist	3)	Angels
4)	Pilgrimage	4)	Predestination
5)	Festivals	5)	Life after death
6)	Local Community	6)	Adam
7)	Church Growth	7)	Ibrahim
8)	Persecution	8)	Muhammad (pbuh)
9)	Reconciliation	9)	Imamate
10)	World Poverty	10)	Qur'an

Links for lessons

Religion & Life		Human Rights	
1)	Origins of the Universe 1	1)	Social Justice
2)	Origins of the Universe 2	2)	Prejudice
3)	Environmental Issues	3)	Disability
4)	Origins of Humanity 1	4)	Racism
5)	Origins of Humanity 2	5)	Religious Freedom
6)	Animal Testing	6)	Role of Women 1
7)	Animals for food	7)	Role of Women 2
8)	Abortion	8)	Poverty
9)	Euthanasia	9)	Charity
10)	Death and Afterlife	10)	Wealth

Links for further resources

Exam Technique	General Revision
Structuring Explain questions	Past Papers
Structuring evaluate questions	BBC Bitesize
Interpreting beliefs and teachings	Knowledge Organisers
Interpreting thematic questions	Booklets

The Examinations and Content

Paper one	<p>Paper 1 (1 hour 45 minutes) (99 marks)</p> <p>Section A Christian Beliefs & Islam Beliefs: (48 marks) Students will answer 1x1 mark, 1x2 mark, 1x4 mark, 1x5 mark and 1x12 mark question for both Christian and Muslim beliefs.</p> <p>Section B Thematic Studies: (48 marks) Students will answer 1x1 mark, 1x2 mark, 1x4 mark, 1x5 mark and 1x12 mark question for both Peace and Conflict and Relationships & Families.</p> <p>There will also be 3 marks available for spelling, punctuation and grammar based on your best written 12-mark answer.</p>
------------------	--

Links for lessons

Links for lessons	
Christian Beliefs	Muslim Beliefs
11) Nature of God	11) Oneness of God
12) God as Omnipotent	12) Sunni & Shi'a
13) Life of Jesus	13) Angels
14) Creation	14) Predestination
15) Incarnation	15) Life after death
16) Crucifixion	16) Adam
17) Resurrection	17) Ibrahim
18) Afterlife & Judgement	18) Muhammad (pbuh)
19) Life after death	19) Imamate
20) Sin & Salvation	20) Qur'an
21) Christ & Salvation	

Links for lessons

Links for lessons	
Peace & Conflict	Relationships & Families
11) Peace and Conflict	11) Human Sexuality
12) Violent Protest & Terrorism	12) Sexual Relationships
13) Reasons for War	13) Contraception
14) Nuclear War	14) Marriage
15) Just War	15) Divorce
16) Holy War	16) Nature of Families
17) Pacifism	17) Purpose of Families
18) Victims of War	18) Gender Equality

Links for further resources

Exam Technique	General Revision
Structuring Explain questions	Past Papers
Structuring evaluate questions	BBC Bitesize
Interpreting beliefs and teachings	Knowledge Organisers
Interpreting thematic questions	Booklets

The Examinations and Content

Despite the ongoing impacts of the Coronavirus (COVID-19) pandemic, there are no changes to how OCR Cambridge National will be assessed in 2022 for the theory component.

Component 2 has already been assessed and a predicted grade awarded as students were unable to complete the full unit at this time due to the pandemic. Component 3 should be assessed as usual unless there are further lockdowns in 2022.

Component 1: Students will sit a one-and-a-half-hour examination which will cover all theory learnt across the six units studied. Any students who have already secured the highest grade in July 2021 or January 2022, will not have to sit this paper.

Component 2: Students have already been assessed for this component in 2021.

Component 3: This will be completed under Controlled Assessment conditions in the classroom.

<u>Component 1</u>	LO1 Understand how to target a market LO2 Understand what makes a product or service financially viable LO3 Understand product development LO4 Understand how to attract and retain customers LO5 Understand factors for consideration when starting up a business LO6 Understand different functional activities needed to support a business start-up
<u>Component 2</u>	Market and pitch a business proposal: - <ul style="list-style-type: none"> • Students develop a brand identity • Students develop a promotional plan to target a customer profile • Students plan a pitch for a proposal • Students pitch a proposal to external business partners
<u>Links for further resources</u>	All resources are available on TEAMS in Files – Class Materials and they are also linked in the list of resources detailed below: - LO1 Booklet LO2 Booklet LO3 Booklet LO4 Booklet LO5 & LO6 Booklet Past exam papers: - 2018 exam paper 2018 mark scheme 2019 exam paper 2019 mark scheme